T-VUR



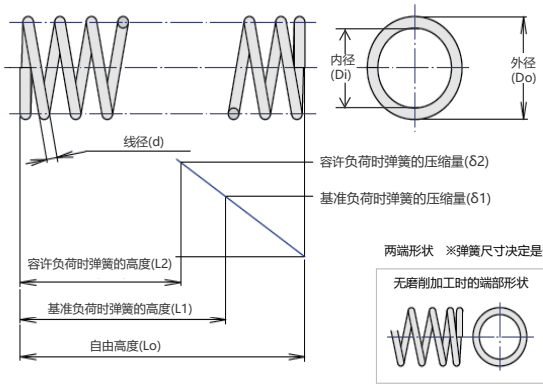

内径 (Di)	Φ8 以下	+0.6mm
		+0.1mm
	Φ10 以上	+0.8mm
		+0.1mm
自由高度 Lo	50 以下	±1.0mm
	60 以上	±2.0mm

两端形状 ※弹簧尺寸决定是否可以对两端进行磨削加工。

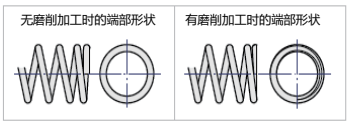

T-VUR：δ2max. = Lo×60%　弹簧常数 0.29N/mm {0.03kgf/mm}

材质：SUS304-WPB 弹簧常数 ±10%

型号		外径(Do)	线径	δ2	N {kgf}		参考		
TypeDi-Lo		(参考 值)	d	max.	max.		Pitch	压紧高度	总圈数
T-VUR3-	10 *	3.64	0.32	6	1.76	{0.18}	1.3	3.1	8.5
	15 *	3.7	0.35	9	2.65	{0.27}	1.5	4.2	11
	20 *	3.8	0.4	12	3.53	{0.36}	1.2	7.4	17.5
	25 *	3.8	0.4	15	4.41	{0.45}	1.5	7.4	17.5
	30 *	3.9	0.45	18	5.29	{0.54}	1.2	11.5	24.5
T-VUR4-	10 *	4.76	0.38	6	1.76	{0.18}	1.4	3.5	8
	15 *	4.76	0.38	9	2.65	{0.27}	2.3	3.5	8
	20 *	4.8	0.4	12	3.53	{0.36}	2.4	4.3	9.75
	25 *	4.9	0.45	15	4.41	{0.45}	2	6.6	13.5
	30 *	5	0.5	18	5.29	{0.54}	1.6	10.2	19.25
T-VUR5-	10 *	5.8	0.4	6	1.76	{0.18}	2	2.9	6.25
	15	5.9	0.45	9	2.65	{0.27}	1.7	5	10
	20	5.9	0.45	12	3.53	{0.36}	2.2	5	10
	25	6	0.5	15	4.41	{0.45}	1.9	7.5	14
	30	6	0.5	18	5.29	{0.54}	2.3	7.5	14
	35	6.1	0.55	21	6.17	{0.63}	2.3	9.6	16.5
	40	6.1	0.55	24	7.06	{0.72}	2.6	9.6	16.5
	45	6.2	0.6	27	7.94	{0.81}	2.1	13.8	22
	50	6.2	0.6	30	8.82	{0.90}	2.4	13.8	22
T-VUR6-	10 *	6.9	0.45	6	1.76	{0.18}	2.1	3.2	6
	15	7	0.5	9	2.65	{0.27}	1.9	5	9
	20	7.1	0.55	12	3.53	{0.36}	2	6.6	11
	25	7.1	0.55	15	4.41	{0.45}	2.5	6.6	11
	30	7.1	0.55	18	5.29	{0.54}	3	6.6	11
	35	7.2	0.6	21	6.17	{0.63}	2.7	9	14
	40	7.2	0.6	24	7.06	{0.72}	3	9	14
	45	7.3	0.65	27	7.94	{0.81}	2.4	13.3	19.5
	50	7.3	0.65	30	8.82	{0.90}	2.7	13.3	19.5
	55	7.4	0.7	33	9.7	{0.99}	2.3	18.2	25
	60	7.4	0.7	36	10.59	{1.08}	2.5	18.2	25
T-VUR8-	20	9.3	0.65	12	3.53	{0.36}	2.4	6.8	9.5
	25	9.3	0.65	15	4.41	{0.45}	2.9	6.8	9.5
	30	9.4	0.7	18	5.29	{0.54}	2.7	9.1	12
	35	9.4	0.7	21	6.17	{0.63}	3.2	9.1	12
	40	9.4	0.7	24	7.06	{0.72}	3.6	9.1	12
	45	9.6	0.8	27	7.94	{0.81}	2.4	16.8	20
	50	9.6	0.8	30	8.82	{0.90}	2.6	16.8	20
	55	9.6	0.8	33	9.7	{0.99}	2.9	16.8	20
	60	9.6	0.8	36	10.58	{1.08}	3.2	16.8	20
	65	9.8	0.9	39	11.47	{1.17}	2.2	28.8	31
	70	9.8	0.9	42	12.36	{1.26}	2.3	28.8	31
	80	9.8	0.9	48	14.12	{1.44}	2.7	28.8	31
T-VUR10-	20	11.4	0.7	12	3.53	{0.36}	3.3	5.6	7
	25	11.5	0.75	15	4.41	{0.45}	3.1	7.5	9
	30	11.6	0.8	18	5.29	{0.54}	2.7	10.4	12
	35	11.6	0.8	21	6.17	{0.63}	3.2	10.4	12
	40	11.6	0.8	24	7.06	{0.72}	3.6	10.4	12
	45	11.8	0.9	27	7.94	{0.81}	2.8	16.2	17
	50	11.8	0.9	30	8.82	{0.90}	3.1	16.2	17
	55	11.8	0.9	33	9.7	{0.99}	3.4	16.2	17
	60	11.8	0.9	36	10.58	{1.08}	3.8	16.2	17
	65	11.8	0.9	39	11.47	{1.17}	4.1	16.2	17
	70	12	1	42	12.6	{1.26}	2.9	26	25
	80	12	1	48	14.12	{1.44}	3.3	26	25

型号		外径(Do)	线径	δ2	N {kgf}		参考		
TypeDi-Lo		(参考 值)	d	max.	max.		Pitch	压紧高度	总圈数
T-VUR12-	25	13.6	0.8	15	4.41	{0.45}	3.6	7.2	8
	30	13.6	0.8	18	5.29	{0.54}	4.3	7.2	8
	35	13.8	0.9	21	6.17	{0.63}	3.3	11.3	11.5
	40	13.8	0.9	24	7.06	{0.72}	3.8	11.3	11.5
	45	13.8	0.9	27	7.94	{0.81}	4.3	11.3	11.5
	50	14	1	30	8.82	{0.90}	3.3	17	16
	55	14	1	33	9.7	{0.99}	3.7	17	16
	60	14	1	36	10.58	{1.08}	4	17	16
	65	14	1	39	11.47	{1.17}	4.3	17	16
	70	14.2	1.1	42	12.35	{1.26}	3.3	25.3	22
	80	14.2	1.1	48	14.11	{1.44}	3.8	25.3	22
	90	14.2	1.1	54	15.88	{1.62}	4.3	25.3	22
T-VUR16-	35	18	1	21	6.17	{0.63}	4.7	9.5	8.5
	40	18	1	24	7.06	{0.72}	5.3	9.5	8.5
	45	18.2	1.1	27	7.94	{0.81}	4.5	13.2	11
	50	18.2	1.1	30	8.82	{0.90}	5	13.2	11
	55	18.2	1.1	33	9.7	{0.99}	5.5	13.2	11
	60	18.2	1.1	36	10.58	{1.08}	6	13.2	11
	65	18.4	1.2	39	11.47	{1.17}	5	18	14
	70	18.4	1.2	42	12.35	{1.26}	5.4	18	14
	80	18.4	1.2	48	14.11	{1.44}	6.2	18	14
	90	18.4	1.2	54	15.88	{1.62}	6.9	18	14
	100	18.4	1.2	60	17.64	{1.80}	7.7	18	14

※压紧长度为参考值。因批次不同会有少许差异。
※所有带 * 号的型式两端面未进行磨削加工
※使用次数：100万次左右