T-VUF



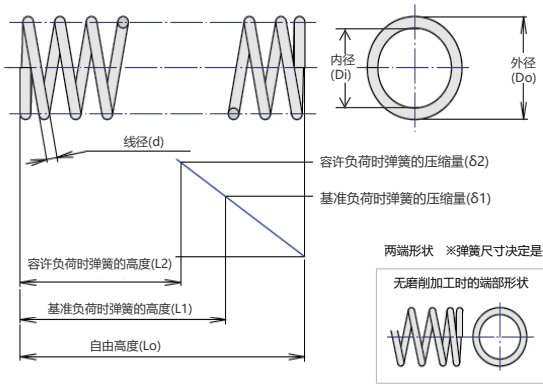

内径 (Di)	Φ8 以下	+0.6mm +0.1mm
	Φ10 以上	+0.8mm +0.1mm
自由高度 Lo	50 以下	±1.0mm
	60 以上	±2.0mm

两端形状 ※弹簧尺寸决定是否可以对两端进行磨削加工。

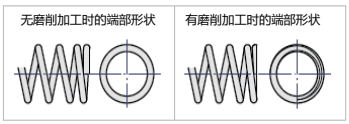

T-VUF：δ2max. = Lo×45%　弹簧常数 0.49N/mm{0.05kgf/mm}

材质：SUS304-WPB　弹簧常数 ±10%

型号 TypeDi-Lo		外径(Do) (参考 值)	线径 d	δ2 max.	N max.		参考 Pitch	压紧高度	总圈数
T-VUF3-	10 *	3.7	0.35	4.5	2.21	{0.23}	1.6	3	7.5
	15 *	3.8	0.4	6.75	3.31	{0.34}	1.5	4.7	10.75
	20 *	3.9	0.45	9	4.41	{0.45}	1.3	7.5	15.5
	25 *	3.9	0.45	11.25	5.51	{0.56}	1.7	7.5	15.5
	30 *	4	0.5	13.5	6.62	{0.68}	1.4	11.4	21.75
T-VUF4-	10 *	4.8	0.4	4.5	2.21	{0.23}	1.9	3	6.5
	15 *	4.9	0.45	6.75	3.31	{0.34}	2	4.4	8.75
	20 *	5	0.5	9	4.41	{0.45}	1.8	6.5	12
	25 *	5	0.5	11.25	5.51	{0.56}	2.3	6.5	12
	30 *	5.1	0.55	13.5	6.62	{0.68}	1.9	9.5	16.25
T-VUF5-	10 *	6	0.5	4.5	2.21	{0.23}	1.4	4.4	7.75
	15	6	0.5	6.8	3.33	{0.34}	2.3	4.3	7.5
	20	6	0.5	9	4.41	{0.45}	3.1	4.3	7.5
	25	6.2	0.6	11.3	5.49	{0.56}	2.1	8.4	13
	30	6.2	0.6	13.5	6.57	{0.67}	2.5	8.4	13
	35	6.2	0.6	15.8	7.64	{0.78}	2.9	8.4	13
	40	6.4	0.7	18	8.82	{0.90}	1.9	16.1	22
	45	6.4	0.7	20.3	9.9	{1.01}	2.1	16.1	22
	50	6.4	0.7	22.5	10.98	{1.12}	2.4	16.1	22
T-VUF6-	10 *	7.1	0.55	4.5	2.21	{0.23}	1.6	4.4	7
	15	7.2	0.6	6.8	3.33	{0.34}	1.9	6	9
	20	7.2	0.6	9	4.41	{0.45}	2.5	6	9
	25	7.2	0.6	11.3	5.49	{0.56}	3.1	6	9
	30	7.2	0.6	13.5	6.57	{0.67}	3.8	6	9
	35	7.4	0.7	15.8	7.64	{0.78}	2.7	10.5	14
	40	7.4	0.7	18	8.82	{0.90}	3.1	10.5	14
	45	7.4	0.7	20.3	9.9	{1.01}	3.5	10.5	14
	50	7.6	0.8	22.5	10.98	{1.12}	2.4	18.4	22
	55	7.6	0.8	24.8	12.05	{1.23}	2.6	18.4	22
	60	7.6	0.8	27	13.23	{1.35}	2.9	18.4	22
T-VUF8-	20	9.4	0.7	9	4.41	{0.45}	3.1	6	7.5
	25	9.4	0.7	11.3	5.49	{0.56}	3.8	6	7.5
	30	9.4	0.7	13.5	6.57	{0.67}	4.6	6	7.5
	35	9.6	0.8	15.8	7.64	{0.78}	3.3	10	11.5
	40	9.6	0.8	18	8.82	{0.90}	3.8	10	11.5
	45	9.6	0.8	20.3	9.9	{1.01}	4.3	10	11.5
	50	9.6	0.8	22.5	10.98	{1.12}	4.8	10	11.5
	55	10	1	24.8	12.05	{1.23}	2.5	24	23
	60	10	1	27	13.23	{1.35}	2.7	24	23
	65	10	1	29.3	14.31	{1.46}	3	24	23
	70	10	1	31.5	15.39	{1.57}	3.2	24	23
	80	10	1	36	17.64	{1.80}	3.6	24	23
T-VUF10-	20	11.6	0.8	9	4.41	{0.45}	3.3	6.4	7
	25	11.6	0.8	11.3	5.49	{0.56}	4.2	6.4	7
	30	11.6	0.8	13.5	6.57	{0.67}	5	6.4	7
	35	11.8	0.9	15.8	7.64	{0.78}	3.9	9.9	10
	40	11.8	0.9	18	8.82	{0.90}	4.4	9.9	10
	45	11.8	0.9	20.3	9.9	{1.01}	5	9.9	10
	50	11.8	0.9	22.5	10.98	{1.12}	5.6	9.9	10
	55	12.2	1.1	24.8	12.05	{1.23}	3.1	21.5	18.5
	60	12.2	1.1	27	13.23	{1.35}	3.4	21.5	18.5
	65	12.2	1.1	29.3	14.31	{1.46}	3.7	21.5	18.5
	70	12.2	1.1	31.5	15.39	{1.57}	4	21.5	18.5
	80	12.2	1.1	36	17.64	{1.80}	4.6	21.5	18.5

型号 TypeDi-Lo		外径(Do) (参考 值)	线径 d	δ2 max.	N {kgf} max.		参考 Pitch	压紧 高度	总圈数
T-VUF12-	25	14	1	11.3	5.49	{0.56}	3.1	10	9
	30	14	1	13.5	6.57	{0.67}	3.8	10	9
	35	14	1	15.8	7.64	{0.78}	4.4	10	9
	40	14	1	18	8.82	{0.90}	5	10	9
	45	14	1	20.3	9.9	{1.01}	5.6	10	9
	50	14.2	1.1	22.5	10.98	{1.12}	4.3	14.9	12.5
	55	14.2	1.1	24.8	12.05	{1.23}	4.8	14.9	12.5
	60	14.2	1.1	27	13.23	{1.35}	5.2	14.9	12.5
	65	14.2	1.1	29.3	14.31	{1.46}	5.7	14.9	12.5
	70	14.4	1.2	31.5	15.39	{1.57}	4.4	21.6	17
	80	14.4	1.2	36	17.64	{1.80}	5	21.6	17
	90	14.4	1.2	40.5	19.8	{2.02}	5.6	21.6	17
T-VUF16-	35	18.4	1.2	15.8	7.64	{0.78}	4.7	11.4	8.5
	40	18.4	1.2	18	8.82	{0.90}	5.3	11.4	8.5
	45	18.4	1.2	20.3	9.9	{1.01}	6	11.4	8.5
	50	18.4	1.2	22.5	10.98	{1.12}	6.7	11.4	8.5
	55	18.6	1.3	24.8	12.05	{1.23}	5.2	16.3	11.5
	60	18.6	1.3	27	13.23	{1.35}	5.7	16.3	11.5
	65	18.6	1.3	29.3	14.31	{1.46}	6.2	16.3	11.5
	70	18.8	1.4	31.5	15.39	{1.57}	5.4	21	14
	80	18.8	1.4	36	17.64	{1.80}	6.2	21	14
	90	18.8	1.4	40.5	19.8	{2.02}	6.9	21	14
	100	18.8	1.4	45	22.05	{2.25}	7.7	21	14

※压紧长度为参考值。因批次不同会有少许差异。
※所有带 * 号的型式两端面未进行磨削加工
※使用次数：100万次左右

T-VUR



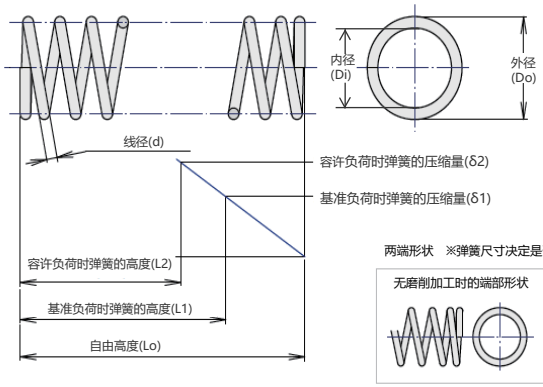

内径 (Di)	Φ8 以下	+0.6mm
		+0.1mm
	Φ10 以上	+0.8mm
		+0.1mm
自由高度 Lo	50 以下	±1.0mm
	60 以上	±2.0mm

两端形状 ※弹簧尺寸决定是否可以对两端进行磨削加工。

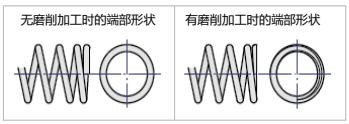

T-VUR：δ2max. = Lo×60%　弹簧常数 0.29N/mm {0.03kgf/mm}

材质：SUS304-WPB 弹簧常数 ±10%

型号		外径(Do)	线径	δ2	N {kgf}		参考		
TypeDi-Lo		(参考 值)	d	max.	max.		Pitch	压紧高度	总圈数
T-VUR3-	10 *	3.64	0.32	6	1.76	{0.18}	1.3	3.1	8.5
	15 *	3.7	0.35	9	2.65	{0.27}	1.5	4.2	11
	20 *	3.8	0.4	12	3.53	{0.36}	1.2	7.4	17.5
	25 *	3.8	0.4	15	4.41	{0.45}	1.5	7.4	17.5
	30 *	3.9	0.45	18	5.29	{0.54}	1.2	11.5	24.5
T-VUR4-	10 *	4.76	0.38	6	1.76	{0.18}	1.4	3.5	8
	15 *	4.76	0.38	9	2.65	{0.27}	2.3	3.5	8
	20 *	4.8	0.4	12	3.53	{0.36}	2.4	4.3	9.75
	25 *	4.9	0.45	15	4.41	{0.45}	2	6.6	13.5
	30 *	5	0.5	18	5.29	{0.54}	1.6	10.2	19.25
T-VUR5-	10 *	5.8	0.4	6	1.76	{0.18}	2	2.9	6.25
	15	5.9	0.45	9	2.65	{0.27}	1.7	5	10
	20	5.9	0.45	12	3.53	{0.36}	2.2	5	10
	25	6	0.5	15	4.41	{0.45}	1.9	7.5	14
	30	6	0.5	18	5.29	{0.54}	2.3	7.5	14
	35	6.1	0.55	21	6.17	{0.63}	2.3	9.6	16.5
	40	6.1	0.55	24	7.06	{0.72}	2.6	9.6	16.5
	45	6.2	0.6	27	7.94	{0.81}	2.1	13.8	22
	50	6.2	0.6	30	8.82	{0.90}	2.4	13.8	22
T-VUR6-	10 *	6.9	0.45	6	1.76	{0.18}	2.1	3.2	6
	15	7	0.5	9	2.65	{0.27}	1.9	5	9
	20	7.1	0.55	12	3.53	{0.36}	2	6.6	11
	25	7.1	0.55	15	4.41	{0.45}	2.5	6.6	11
	30	7.1	0.55	18	5.29	{0.54}	3	6.6	11
	35	7.2	0.6	21	6.17	{0.63}	2.7	9	14
	40	7.2	0.6	24	7.06	{0.72}	3	9	14
	45	7.3	0.65	27	7.94	{0.81}	2.4	13.3	19.5
	50	7.3	0.65	30	8.82	{0.90}	2.7	13.3	19.5
	55	7.4	0.7	33	9.7	{0.99}	2.3	18.2	25
	60	7.4	0.7	36	10.59	{1.08}	2.5	18.2	25
T-VUR8-	20	9.3	0.65	12	3.53	{0.36}	2.4	6.8	9.5
	25	9.3	0.65	15	4.41	{0.45}	2.9	6.8	9.5
	30	9.4	0.7	18	5.29	{0.54}	2.7	9.1	12
	35	9.4	0.7	21	6.17	{0.63}	3.2	9.1	12
	40	9.4	0.7	24	7.06	{0.72}	3.6	9.1	12
	45	9.6	0.8	27	7.94	{0.81}	2.4	16.8	20
	50	9.6	0.8	30	8.82	{0.90}	2.6	16.8	20
	55	9.6	0.8	33	9.7	{0.99}	2.9	16.8	20
	60	9.6	0.8	36	10.58	{1.08}	3.2	16.8	20
	65	9.8	0.9	39	11.47	{1.17}	2.2	28.8	31
	70	9.8	0.9	42	12.36	{1.26}	2.3	28.8	31
	80	9.8	0.9	48	14.12	{1.44}	2.7	28.8	31
T-VUR10-	20	11.4	0.7	12	3.53	{0.36}	3.3	5.6	7
	25	11.5	0.75	15	4.41	{0.45}	3.1	7.5	9
	30	11.6	0.8	18	5.29	{0.54}	2.7	10.4	12
	35	11.6	0.8	21	6.17	{0.63}	3.2	10.4	12
	40	11.6	0.8	24	7.06	{0.72}	3.6	10.4	12
	45	11.8	0.9	27	7.94	{0.81}	2.8	16.2	17
	50	11.8	0.9	30	8.82	{0.90}	3.1	16.2	17
	55	11.8	0.9	33	9.7	{0.99}	3.4	16.2	17
	60	11.8	0.9	36	10.58	{1.08}	3.8	16.2	17
	65	11.8	0.9	39	11.47	{1.17}	4.1	16.2	17
	70	12	1	42	12.6	{1.26}	2.9	26	25
	80	12	1	48	14.12	{1.44}	3.3	26	25

型号		外径(Do)	线径	δ2	N {kgf}		参考		
TypeDi-Lo		(参考 值)	d	max.	max.		Pitch	压紧高度	总圈数
T-VUR12-	25	13.6	0.8	15	4.41	{0.45}	3.6	7.2	8
	30	13.6	0.8	18	5.29	{0.54}	4.3	7.2	8
	35	13.8	0.9	21	6.17	{0.63}	3.3	11.3	11.5
	40	13.8	0.9	24	7.06	{0.72}	3.8	11.3	11.5
	45	13.8	0.9	27	7.94	{0.81}	4.3	11.3	11.5
	50	14	1	30	8.82	{0.90}	3.3	17	16
	55	14	1	33	9.7	{0.99}	3.7	17	16
	60	14	1	36	10.58	{1.08}	4	17	16
	65	14	1	39	11.47	{1.17}	4.3	17	16
	70	14.2	1.1	42	12.35	{1.26}	3.3	25.3	22
	80	14.2	1.1	48	14.11	{1.44}	3.8	25.3	22
	90	14.2	1.1	54	15.88	{1.62}	4.3	25.3	22
T-VUR16-	35	18	1	21	6.17	{0.63}	4.7	9.5	8.5
	40	18	1	24	7.06	{0.72}	5.3	9.5	8.5
	45	18.2	1.1	27	7.94	{0.81}	4.5	13.2	11
	50	18.2	1.1	30	8.82	{0.90}	5	13.2	11
	55	18.2	1.1	33	9.7	{0.99}	5.5	13.2	11
	60	18.2	1.1	36	10.58	{1.08}	6	13.2	11
	65	18.4	1.2	39	11.47	{1.17}	5	18	14
	70	18.4	1.2	42	12.35	{1.26}	5.4	18	14
	80	18.4	1.2	48	14.11	{1.44}	6.2	18	14
	90	18.4	1.2	54	15.88	{1.62}	6.9	18	14
	100	18.4	1.2	60	17.64	{1.80}	7.7	18	14

※压紧长度为参考值。因批次不同会有少许差异。
※所有带 * 号的型式两端面未进行磨削加工
※使用次数：100万次左右

T-VUL



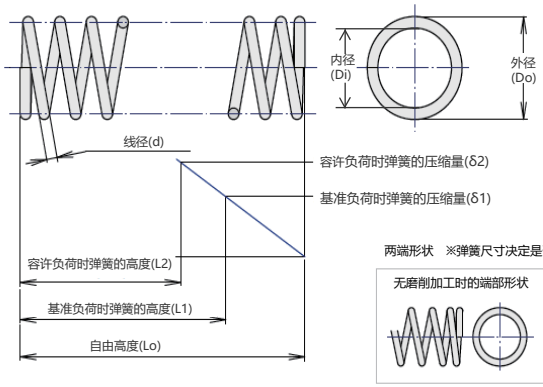

内径 (Di)	Φ8 以下	+0.6mm
		+0.1mm
	Φ10 以上	+0.8mm
		+0.1mm
自由高度 Lo	50 以下	±1.0mm
	60 以上	±2.0mm

两端形状 ※弹簧尺寸决定是否可以对两端进行磨削加工。

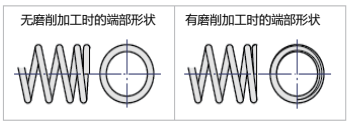

T-VUL：δ2max. = Lo×40%　弹簧常数 0.98N/mm {0.10kgf/mm}

材质：SUS304-WPB 弹簧常数 ±10%

型号 TypeDi-Lo		外径(Do) (参考 值)	线径 d	δ2 max.	N {kgf} max.		参考 Pitch	压紧 高度	总圈数
T-VUL3-	10 *	3.9	0.45	4	3.92	{0.40}	1.2	4.5	9
	15 *	4	0.5	6	5.88	{0.60}	1.3	6.7	12.3
	20 *	4	0.5	8	7.84	{0.80}	1.8	6.7	12.3
	25	4.2	0.6	10	9.8	{1.00}	1.2	13.7	21.8
	30	4.2	0.6	12	11.76	{1.20}	1.4	13.7	21.8
T-VUL4-	10 *	5	0.5	4	3.92	{0.40}	1.7	4	7
	15 *	5.1	0.55	6	5.88	{0.60}	1.8	5.7	9.3
	20	5.2	0.6	8	7.84	{0.80}	1.8	7.8	12
	25	5.2	0.6	10	9.8	{1.00}	2.3	7.8	12
	30	5.3	0.65	12	11.76	{1.20}	2.1	10.6	15.3
T-VUL5-	10	6.2	0.6	4	3.92	{0.40}	1.7	4.8	7
	15	6.2	0.6	6	5.88	{0.60}	2.5	4.8	7
	20	6.2	0.6	8	7.84	{0.80}	3.3	4.8	7
	25	6.4	0.7	10	9.8	{1.00}	2.3	9.1	12
	30	6.4	0.7	12	11.76	{1.20}	2.7	9.1	12
	35	6.4	0.7	14	13.72	{1.40}	3.2	9.1	12
	40	6.6	0.8	16	15.68	{1.60}	2.2	16	19
	45	6.6	0.8	18	17.64	{1.80}	2.5	16	19
	50	6.6	0.8	20	19.6	{2.00}	2.8	16	19
T-VUL6-	10	7.3	0.65	4	3.92	{0.40}	1.8	5.1	6.8
	15	7.4	0.7	6	5.88	{0.60}	2.1	6.3	8
	20	7.4	0.7	8	7.84	{0.80}	2.9	6.3	8
	25	7.6	0.8	10	9.8	{1.00}	2.3	10.4	12
	30	7.6	0.8	12	11.76	{1.20}	2.7	10.4	12
	35	7.6	0.8	14	13.72	{1.40}	3.2	10.4	12
	40	7.8	0.9	16	15.68	{1.60}	2.5	16.2	17
	45	7.8	0.9	18	17.64	{1.80}	2.8	16.2	17
	50	7.8	0.9	20	19.6	{2.00}	3.1	16.2	17
	55	7.8	0.9	22	21.56	{2.20}	3.4	16.2	17
	60	7.8	0.9	24	23.52	{2.40}	3.8	16.2	17
T-VUL8-	20	9.8	0.9	8	7.84	{0.80}	2.4	9.5	9.5
	25	9.8	0.9	10	9.8	{1.00}	2.9	9.5	9.5
	30	10	1	12	11.76	{1.20}	2.5	14	13
	35	10	1	14	13.72	{1.40}	2.9	14	13
	40	10	1	16	15.68	{1.60}	3.3	14	13
	45	10	1	18	17.64	{1.80}	3.8	14	13
	50	10	1	20	19.6	{2.00}	4.2	14	13
	55	10	1	22	21.56	{2.20}	4.6	14	13
	60	10.4	1.2	24	23.52	{2.40}	2.7	28.8	23
	65	10.4	1.2	26	25.48	{2.60}	3	28.8	23
	70	10.4	1.2	28	27.44	{2.80}	3.2	28.8	23
	80	10.4	1.2	32	31.36	{3.20}	3.6	28.8	23

型号 TypeDi-Lo		外径(Do) (参考 值)	线径 d	δ2 max.	N {kgf} max.		参考 Pitch	压紧 高度	总圈数
T-VUL10-	20	12	1	8	7.84	{0.80}	3.1	8.5	7.5
	25	12	1	10	9.8	{1.00}	3.8	8.5	7.5
	30	12.2	1.1	12	11.76	{1.20}	3.2	12.7	10.5
	35	12.2	1.1	14	13.72	{1.40}	3.7	12.7	10.5
	40	12.2	1.1	16	15.68	{1.60}	4.2	12.7	10.5
	45	12.2	1.1	18	17.64	{1.80}	4.7	12.7	10.5
	50	12.2	1.1	20	19.6	{2.00}	5.3	12.7	10.5
	55	12.6	1.3	22	21.56	{2.20}	3.1	25.4	18.5
	60	12.6	1.3	24	23.52	{2.40}	3.4	25.4	18.5
	65	12.6	1.3	26	25.48	{2.60}	3.7	25.4	18.5
	70	12.6	1.3	28	27.44	{2.80}	4	25.4	18.5
	80	12.6	1.3	32	31.36	{3.20}	4.6	25.4	18.5
T-VUL12-	25	14.4	1.2	10	9.8	{1.00}	2.9	12.6	9.5
	30	14.4	1.2	12	11.76	{1.20}	3.5	12.6	9.5
	35	14.4	1.2	14	13.72	{1.40}	4.1	12.6	9.5
	40	14.4	1.2	16	15.68	{1.60}	4.7	12.6	9.5
	45	14.4	1.2	18	17.64	{1.80}	5.3	12.6	9.5
	50	14.4	1.2	20	19.6	{2.00}	5.9	12.6	9.5
	55	14.8	1.4	22	21.56	{2.20}	4.1	21.7	14.5
	60	14.8	1.4	24	23.52	{2.40}	4.4	21.7	14.5
	65	14.8	1.4	26	25.48	{2.60}	4.8	21.7	14.5
	70	14.8	1.4	28	27.44	{2.80}	5.2	21.7	14.5
	80	14.8	1.4	32	31.36	{3.20}	5.9	21.7	14.5
	90	14.8	1.4	36	35.28	{3.60}	6.7	21.7	14.5
T-VUL16-	35	19	1.5	14	13.72	{1.40}	4.1	15.8	9.5
	40	19	1.5	16	15.68	{1.60}	4.7	15.8	9.5
	45	19	1.5	18	17.64	{1.80}	5.3	15.8	9.5
	50	19	1.5	20	19.6	{2.00}	5.9	15.8	9.5
	55	19.4	1.7	22	21.56	{2.20}	4.4	24.7	13.5
	60	19.4	1.7	24	23.52	{2.40}	4.8	24.7	13.5
	65	19.4	1.7	26	25.48	{2.60}	5.2	24.7	13.5
	70	19.4	1.7	28	27.44	{2.80}	5.6	24.7	13.5
	80	19.4	1.7	32	31.36	{3.20}	6.4	24.7	13.5
	90	19.4	1.7	36	35.28	{3.60}	7.2	24.7	13.5
	100	19.4	1.7	40	39.2	{4.00}	8	24.7	13.5

※压紧长度为参考值。因批次不同会有少许差异。
※所有带 * 号的型式两端面末进行磨削加工
※使用次数：100万次左右

T-VUM



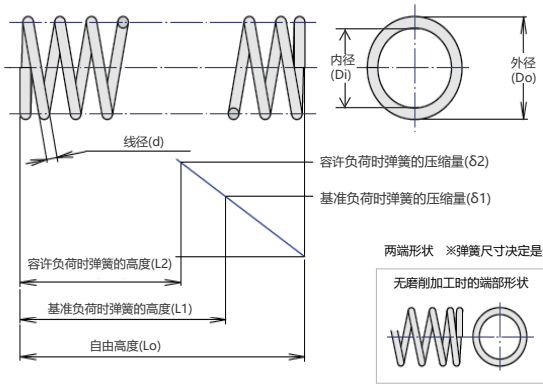

内径 (Di)	Φ8 以下	+0.6mm +0.1mm
	Φ10 以上	+0.8mm +0.1mm
自由高度 Lo	50 以下	±1.0mm
	60 以上	±2.0mm

两端形状 ※弹簧尺寸决定是否可以对两端进行磨削加工。

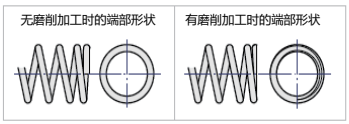

T-VUM：δ2max. = Lo×35%　弹簧常数 2.94N/mm {0.30kgf/mm}

材质：SUS304-WPB 弹簧常数 ±10%

型号 TypeDi-Lo		外径(Do) (参考 值)	线径 d	δ2 max.	N {kgf} max.		参考 Pitch	压紧 高度	总圈数
T-VUM5-	15	6.6	0.8	5.3	15.39	{1.57}	2.3	6.8	7.5
	20	6.8	0.9	7	20.58	{2.10}	1.8	11.7	12
	25	6.8	0.9	8.8	25.68	{2.62}	2.3	11.7	12
	30	7	1	10.5	30.87	{3.15}	2.4	14.5	13.5
	35	7	1	12.3	35.97	{3.67}	2.8	14.5	13.5
	40	7	1	14	41.16	{4.20}	3.2	14.5	13.5
	45	7.2	1.1	15.8	46.26	{4.72}	2.5	22	19
	50	7.2	1.1	17.5	51.45	{5.25}	2.8	22	19
T-VUM6-	15	7.8	0.9	5.3	15.39	{1.57}	2.3	7.7	7.5
	20	7.8	0.9	7	20.58	{2.10}	3	7.7	7.5
	25	8	1	8.8	25.68	{2.62}	2.8	11	10
	30	8	1	10.5	30.87	{3.15}	3.3	11	10
	35	8	1	12.3	35.97	{3.67}	3.9	11	10
	40	8.4	1.2	14	41.16	{4.20}	2.6	21	16.5
	45	8.4	1.2	15.8	46.26	{4.72}	2.9	21	16.5
	50	8.4	1.2	17.5	51.45	{5.25}	3.2	21	16.5
	55	8.6	1.3	19.3	56.55	{5.77}	2.6	29.9	22
	60	8.6	1.3	21	61.74	{6.30}	2.9	29.9	22
T-VUM8-	20	10.2	1.1	7	20.58	{2.10}	3.3	8.8	7
	25	10.2	1.1	8.8	25.68	{2.62}	4.2	8.8	7
	30	10.2	1.1	10.5	30.87	{3.15}	5	8.8	7
	35	10.6	1.3	12.3	35.97	{3.67}	3.5	15.6	11
	40	10.6	1.3	14	41.16	{4.20}	4	15.6	11
	45	10.6	1.3	15.8	46.26	{4.72}	4.5	15.6	11
	50	10.6	1.3	17.5	51.45	{5.25}	5	15.6	11
	55	11	1.5	19.3	56.55	{5.77}	3.3	27.8	17.5
	60	11	1.5	21	61.74	{6.30}	3.6	27.8	17.5
	65	11	1.5	22.8	66.84	{6.82}	3.9	27.8	17.5
	70	11	1.5	24.5	72.03	{7.35}	4.2	27.8	17.5
	80	11	1.5	28	82.32	{8.40}	4.8	27.8	17.5
T-VUM10-	20	12.4	1.2	7	20.58	{2.10}	4	8.4	6
	25	12.6	1.3	8.8	25.68	{2.62}	4.2	10.4	7
	30	12.6	1.3	10.5	30.87	{3.15}	5	10.4	7
	35	12.6	1.3	12.3	35.97	{3.67}	5.8	10.4	7
	40	13	1.5	14	41.16	{4.20}	3.8	18.8	11.5
	45	13	1.5	15.8	46.26	{4.72}	4.3	18.8	11.5
	50	13	1.5	17.5	51.45	{5.25}	4.8	18.8	11.5
	55	13	1.5	19.3	56.55	{5.77}	5.2	18.8	11.5
	60	13	1.5	21	61.74	{6.30}	5.7	18.8	11.5
	65	13.4	1.7	22.8	66.84	{6.82}	4.3	28.9	16
	70	13.4	1.7	24.5	72.03	{7.35}	4.7	28.9	16
	80	13.4	1.7	28	82.32	{8.40}	5.3	28.9	16

型号 TypeDi-Lo		外径(Do) (参考 值)	线径 d	δ2 max.	N {kgf} max.		参考 Pitch	压紧 高度	总圈数
T-VUM12-	25	14.8	1.4	8.8	25.68	{2.62}	5	9.8	6
	30	14.8	1.4	10.5	30.87	{3.15}	6	9.8	6
	35	14.8	1.4	12.3	35.97	{3.67}	7	9.8	6
	40	15.2	1.6	14	41.16	{4.20}	5	16	9
	45	15.2	1.6	15.8	46.26	{4.72}	5.6	16	9
	50	15.2	1.6	17.5	51.45	{5.25}	6.3	16	9
	55	15.2	1.6	19.3	56.55	{5.77}	6.9	16	9
	60	15.6	1.8	21	61.74	{6.30}	5.5	23.4	12
	65	15.6	1.8	22.8	66.84	{6.82}	5.9	23.4	12
	70	15.6	1.8	24.5	72.03	{7.35}	6.4	23.4	12
	80	15.6	1.8	28	82.32	{8.40}	7.3	23.4	12
	90	15.6	1.8	31.5	92.61	{9.45}	8.2	23.4	12
T-VUM16-	35	19.6	1.8	12.3	35.97	{3.67}	5.8	14.4	7
	40	19.6	1.8	14	41.16	{4.20}	6.7	14.4	7
	45	19.6	1.8	15.8	46.26	{4.72}	7.5	14.4	7
	50	19.6	1.8	17.5	51.45	{5.25}	8.3	14.4	7
	55	19.6	1.8	19.3	56.55	{5.77}	9.2	14.4	7
	60	20.4	2.2	21	61.74	{6.30}	5.5	28.6	12
	65	20.4	2.2	22.8	66.84	{6.82}	5.9	28.6	12
	70	20.4	2.2	24.5	72.03	{7.35}	6.4	28.6	12
	80	20.4	2.2	28	82.32	{8.40}	7.3	28.6	12
	90	20.4	2.2	31.5	92.61	{9.45}	8.2	28.6	12
	100	20.4	2.2	35	102.9	{10.50	9.1	28.6	12

※压紧长度为参考值。因批次不同会有少许差异。
※所有带 * 号的型式两端面未进行磨削加工
※使用次数：100万次左右